

Strategy
Mongolia

Country overview
Equity research
11 December 2009

Renaissance
Capital

Roland Nash
+7 (495) 258-7916 x7916
RNash@rencap.com

Ovanes Oganisian
+7 (495) 258-7906 x7906
OOganisian@rencap.com

Mongolia

Blue-sky opportunity



Important disclosures are found at the Disclosures Appendix. Communicated by Renaissance Securities (Cyprus) Limited, regulated by the Cyprus Securities & Exchange Commission, which together with non-US affiliates operates outside of the USA under the brand name of Renaissance Capital.

Contents

Executive summary	3
Politics	4
Economics	12
Infrastructure	18
Budget	19
Monetary and banking regime	20
The stock market	21
Conclusion	23
Disclosures appendix	24
Analysts certification	24
Important issuer disclosures	24
Investment ratings	24
Renaissance Capital equity research distribution ratings	24

Executive summary¹

Mongolia is a country on the point of transformation. On the Chinese border, it has some of the richest mineral deposits globally. Mongolia has an economy about 25% smaller than Moldova's, with copper, coal, gold and uranium reserves rivalling those of Kazakhstan and Australia. As these resources are brought to market, Mongolia stands a good chance of becoming the fastest-growing economy in the world over the next decade.

The transformation will begin in 2010. The signing of a joint venture between the Mongolian government and the Ivanhoe-Rio Tinto alliance in Oct 2009, to exploit the Oyu Tolgoi copper mine, has set a precedent for the mining industry. The \$4bn investment expected over the next nine years in this project alone is roughly equivalent to Mongolia's entire GDP in 2009. There are several other projects with similar world-class assets.

Despite the scale of the mining projects, Mongolia remains remarkably underdeveloped. In a country the size of Western Europe, there are fewer surfaced roads than in Luxembourg (a country slightly smaller than Rhode Island). Mongolia imports a proportion of its electricity from Russia and much of its fresh produce from China. In the capital, Ulaanbaatar, Louis Vuitton, to much fanfare, opened a branch in October, yet there is very little Class A office space. Opportunities in the secondary industries, from banking to real estate, are arguably greater than those in mining.

Natural resource endowment is not the only reason why Mongolia stands out. It also has a quite different political and business environment from the rest of Central Asia. Unlike some of its neighbours, Mongolia has a genuinely competitive political system, with a free press and open elections. According to the World Bank, Mongolia ranks in the top third of countries in terms of ease of doing business – above Spain and Poland, and much higher than any of the BRIC countries.

A transformative natural resources windfall has proved a mixed blessing for many countries. Mongolia will face substantial economic dislocation in coming years. The mild populism of its democratic government has tended towards inflationary policy in the past, and its banking system, budget and monetary institutions are unprepared to absorb the scale of the likely change to the economy.

In the longer term, Mongolia faces the difficulty of managing the interests of its two big neighbours. Mongolia's longest border is with China. The three Chinese regions that directly share a border with Mongolia have a population of 74mn, compared with Mongolia's 2.6mn. The Chinese province of Inner Mongolia is 80% Han Chinese, yet it has a bigger Mongolian population than Mongolia itself. Mongolia's only other border is with Russia, a country that dominated it for 65 years from 1924. To maintain balance with its two neighbours, Mongolia is actively encouraging non-Chinese and non-Russian foreign investors.

Despite the challenges, the transformation of Mongolia now appears unstoppable. According to official estimates, over the next five years, production of coal will double, gold production will treble and copper output will quadruple. The economic transformation will prove a rare test of a largely free and competitive political system to handle a major natural resources windfall.

This report aims to provide an introduction to, and overview of, Mongolia's current political and economic landscape. For portfolio investors, there are currently few investable assets in the country; but Mongolia's geography, geology and business environment make it, in our view, one of the most exciting investment environments among frontier markets.

¹With thanks to Monet Investment Bank for their input into this report.

Politics

Political climate

Mongolian politics is a mixture of pragmatism and populism. There is genuine competitive input into politics and policy formation. Power has shifted between parties in parliament, and through parliament to the formation of government. A constitutionally weak president has twice served the two-term limit, and twice been removed after one term in power, since Mongolia's constitution was established in Feb 1992.

Power is, however, held by a relatively thin layer of society. With a population of 2.6mn, nearly half of which live in the capital, Ulaanbaatar, Mongolia's political elite is necessarily a small and close-knit group. Business, finance and politics are aligned, and decision-makers tend to know each other well.

Politics therefore tends to be consensual, which sometimes makes for a slow and frustrating decision-making process. The imposition and subsequent withdrawal of a windfall tax on the mining sector in 2006-2008, and the inflationary impact of the country's expansionary fiscal policy in 2007, were politically popular but delayed the launch of some of the larger Mongolian investment projects.

An occasional tendency towards populism is, however, perhaps part of the price of democracy. On the other hand, the political debate is open (Mongolia has more than 50 TV stations), and there are none of the succession fears that tend to haunt other Central Asian countries.

Similarly, there is relatively little of the petty corruption that tends to characterise much of Central Asia. It was a literally unique event in the fifteen years this analyst has travelled the region to see a police traffic officer write out a fine, receive the official sum, salute and hand over a receipt. Figure 1 shows where Mongolia ranks according to the *ease of doing business* indicators put together by the IFIs. Mongolia ranks in the top third globally, alongside Chile and Spain, and well ahead of any of the BRIC countries.

Figure 1: Ease of doing business

Economy	Ease of doing business rank	Starting a business	Dealing with construction permits	Employing workers	Registering property	Getting credit	Protecting investors	Paying taxes	Trading across borders	Enforcing contracts	Closing a business
Singapore	1	4	2	1	16	4	2	5	1	13	2
United States	4	8	25	1	12	4	5	61	18	8	15
Thailand	12	55	13	52	6	71	12	88	12	24	48
Chile	49	69	66	72	42	71	41	45	56	69	114
Mongolia	60	78	103	44	25	71	27	69	155	36	110
Spain	62	146	53	157	48	43	93	78	59	52	19
Poland	72	117	164	76	88	15	41	151	42	75	85
Italy	78	75	85	99	98	87	57	135	50	156	29
China	89	151	180	140	32	61	93	130	44	18	65
Russian Federation	120	106	182	109	45	87	93	103	162	19	92
Brazil	129	126	113	138	120	87	73	150	100	100	131
India	133	169	175	104	93	30	41	169	94	182	138
Democratic Republic of Congo	182	154	146	174	157	167	154	157	165	172	152

Source: IFC Doing Business Report, 2010

Mongolia has arguably the most competitive political regime and open society of any country on the parallel between Ukraine in the West and Japan in the East. The institutional security underpinning the country's investment environment has more in common with South East Asian economies than it does with those in Central Asia.

Realpolitik

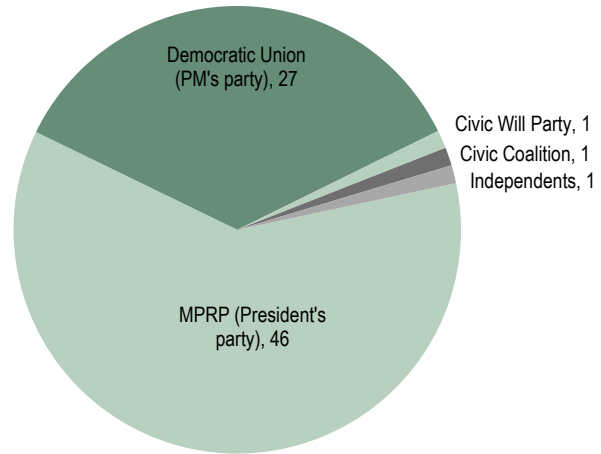
The most powerful political figure in the country is the prime minister, who represents the largest coalition in parliament. Following the prime minister in the power structure are the minister of foreign trade, and more recently the minister of natural resources.

Parliament is roughly split between the Mongolian People's Revolutionary Party (MPRP) and a loose, and sometimes fractious, group of democratic parties. The MPRP holds the same name, and grew out of, the Soviet-backed party that held a monopoly over legislative power from the formation of the Mongolian Republic in 1924 until the break-up of the one-party system in 1990. However, the party has become increasingly pragmatic since politics became competitive, and has moved towards the centre in reaction to the popularity of the opposition parties. It is now a centre-left, mildly populist party, supportive of a private-sector economy and pragmatic about the benefits of foreign investment.

The democratic parties first managed to form a government in 1996, but have been unable to find the discipline needed to maintain a consistent policy platform. Their tendency towards infighting has undermined their popularity, and they lost their majority position in a landslide MPRP victory in the post-1998 election of 2000. The most influential democratic faction, the Democratic Party, formed a government with the MPRP between 2004 and 2006, but the coalition was unable to hold.

The current parliament was elected in June 2008. The MPRP won a comfortable majority, taking 46 of the 76 seats (see Figure 2). Illustrating the pragmatism of the ex-Communist party, it is under the MPRP that Mongolia has finally passed the legislation underpinning the Oyu-Tolgoi JV with Ivanhoe and Rio Tinto, as well as accepting the programme underpinning the standby arrangement with the IMF. It was also under the MPRP that the privatisation of the banking sector took place and, most significantly, the privatisation of land. The tradition of common ownership of land stretched back much further than the Communist period.

Figure 2: Mongolia's current parliament – the 76 seats of the Great Khural



Source: Monet IB

Outside the direct political structure, there are several business groups with influence. These tend to be generally, but not exclusively, linked to mining. In addition, foreign mining companies have an increasing influence over domestic politics. The biggest of these currently is Rio Tinto, although the Chinese and Russians are likely to have more influence in the future.

It would be misleading, however, to suggest the business community has control over politics, despite the importance of mining. Rather, it is a powerful lobbying group with clear, and so-far managed, interests.

Box 1: President and prime minister**President Elbegdorj Tsakhia**

Elbegdorj Tsakhia has been one of the most influential political figures in Mongolia since before the break-up of the Soviet Union. He has a track record of supporting democracy and the free market, and in that sense, is credited as one of the principal architects of modern Mongolia.

During *glasnost*, he led some of the first pro-democracy demonstrations, and was one of the main leaders of the democratic movement in the post-Soviet era. He helped found Mongolia's first democratic party, the Democratic Union, and was one of the authors of Mongolia's constitution. He has twice served as prime minister (1998 and 2004-2006).

Elbegdorj was elected president in May 2009, and has faced a majority opposition in parliament throughout his tenure. The recent election of the leader of the MPRP, Sukhbaataryn Batbold, as prime minister will create direct competition for leadership over policy.

The president is elected for a four year term and serves as head of state, head of the national security council and head of the armed forces. The president can veto legislation, but can be overruled by a two-thirds majority in parliament.

Prime Minister Batbold Sukhbaatar

Batbold is a member of the MPRP and reflects the pragmatic direction in which the ex-Communist party has moved over the past decade. His background is in business and, in the 1990s, he was general director of the Altai Trading Company. Batbold welcomes foreign investment and the private development of Mongolian natural resources, although recognising the need to protect Mongolia's interests.

He joined politics in 2000 as minister of foreign affairs, and has since helped manage the sometimes difficult dynamic between pressure from Mongolia's two large neighbours and the interests of potential foreign investors.

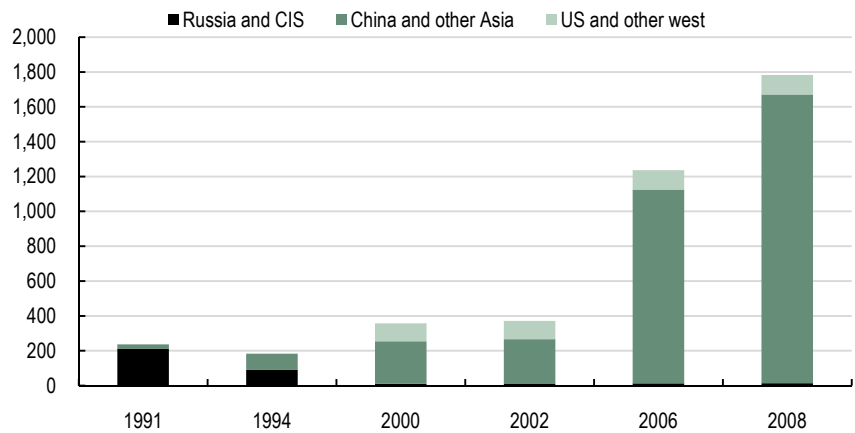
Batbold is Mongolia's 26th prime minister, making the average tenure of a Mongolian prime minister less than a year, although this reflects a rapid succession of coalition leaders during the period of a split parliament. Nonetheless, illustrating the relatively close cooperation between different political factions, Batbold, on taking power, fully endorsed the policies of the outgoing prime minister.

Foreign policy

Mongolia is one of the world’s least densely populated countries, sitting on some of the world’s richest natural resource assets. Its longest border is shared with China, the world’s most populous country, with the largest appetite for commodities. Its only other border is shared with Russia, which held suzerainty over it until 1990. Mongolia’s foreign policy is therefore, necessarily, one of balance.

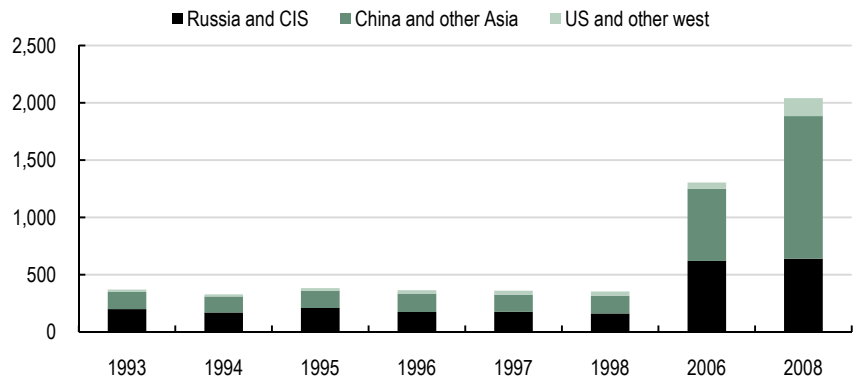
Clearly, the biggest market for Mongolian natural resources will be China. Similarly, the biggest source of imports will be China. Moreover, for reasons of geography (see *Natural resources*, below), Mongolia suffers from an absence of strategically placed fresh water, and therefore fresh food, and is consequently reliant on imports for some of its most basic commodities. In addition, for reasons of history, Mongolia depends on outside, mostly Russian, grids for much of its electricity supply. For similar reasons, Russia also supplies almost 100% of Mongolia’s petroleum. Trade is therefore currently dominated by Mongolia’s two neighbours. As Figure 4 illustrates, that dominance is increasing over time.

Figure 3: Export partners, \$mn



Source: National Development and Innovation Committee, Mongolia

Figure 4: Import partners



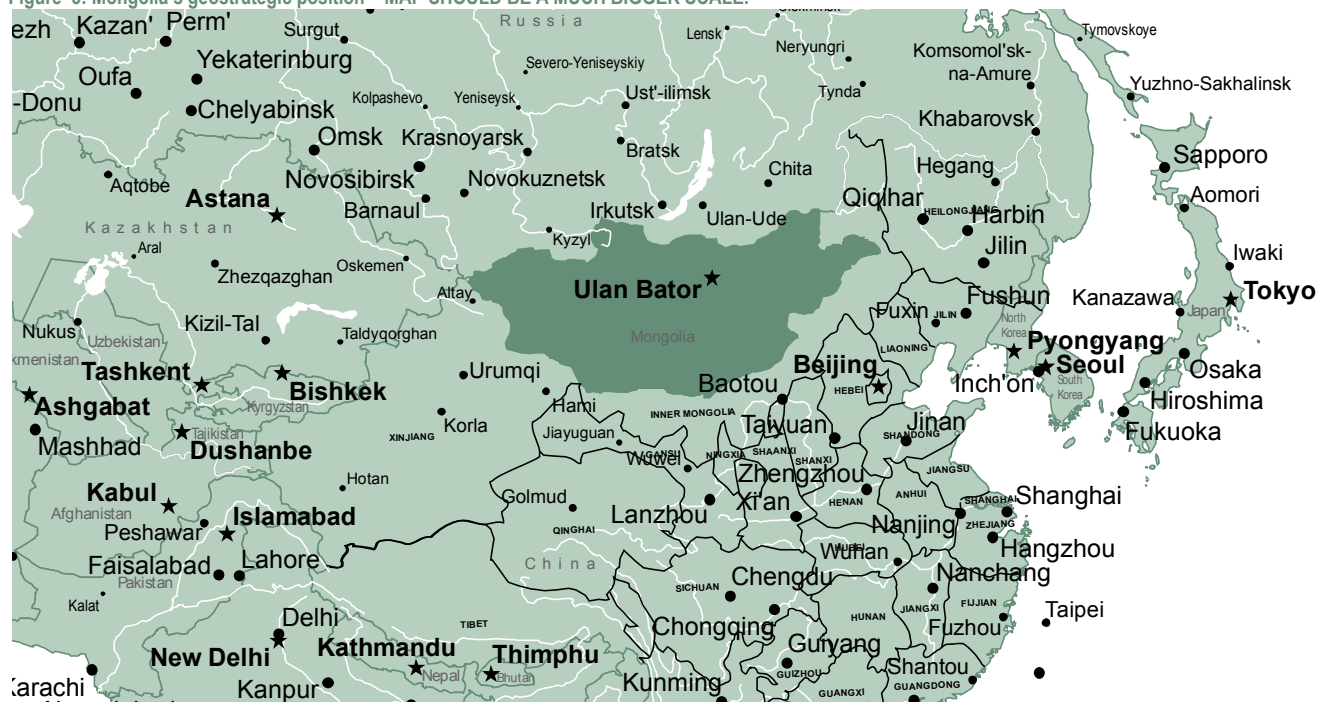
Source: National Development and Innovation Committee, Mongolia

Relations with both Russia and China are generally good. Mongolians have mixed memories of Russia's dominance of the country during the Soviet period, but it is probably fair to say they still view the legacy as more positive than negative. On one hand, during much of the Soviet period, Mongolia's history was repressed – it was not permissible to even mention the name of Chinggis Khan. On the other, Mongolia's independence from China was guaranteed, and the Soviets provided near-universal education and healthcare.

The relationship with China is also complicated. The risk of being culturally overwhelmed by China is viewed as real and is only likely to grow as trade and investment links increase (see *Population density*, below). However, the economic opportunity offered by China is equally well recognised. Mongolia could not be better placed from a trading perspective.

Largely because of this natural reliance for trade, Mongolia is keen to diversify its sources of investment. While competition for access to exploit Mongolia's natural resources is nominally free, there is a natural bias towards non-Russian and non-Chinese partners. Strategic partners are being sought in Japan (which has a surprisingly large presence), Europe, South America and, in particular, the US.

Figure 5: Mongolia's geostrategic position – MAP SHOULD BE A MUCH BIGGER SCALE.



Mongolia's determination to broaden its sources of foreign investment is, in our view, part of the attractiveness of the opportunity. Mongolia's foreign policy is directly linked to its economic policy, and is aimed at developing as many vested interests to the stability and independence of Mongolia as possible. By inviting foreign investors to develop mining assets, and through eventually listing some of its assets, Mongolia hopes to diversify its economic links as widely as possible. We note that resource nationalism, in the sense of preserving long-term interests, is best served through inviting foreign investment.

Demographics

With 2.6mn people spread over 1.6mn km², Mongolia is the world’s least densely populated country. Its population density is about half of Australia or Canada and one-quarter that of Kazakhstan.

Moreover, of the 2.6mn, 1.2mn live in the capital, Ulaanbaatar. Only 40% of the population lives outside urban centres, and that population continues to fall. Although the impact of mining investment has only just begun (see below), the population of Ulaanbaatar has doubled since 1992. The population is growing, although hardly at breakneck speed. By 2020, Mongolia expects the population to have grown to just over 3mn.

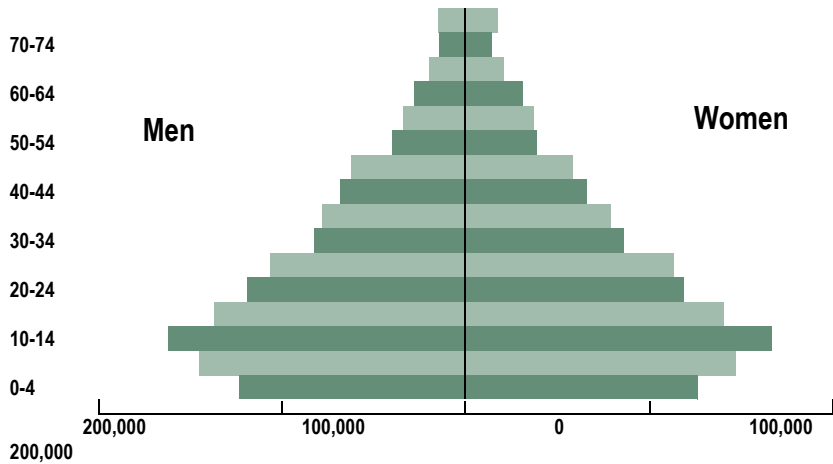
Figure 6: Population trends

	Population, mn	Annual growth rate
2005	2.56	1.40
2010	2.74	1.36
2015	2.92	1.26
2020	3.09	1.13

Source: National Development and Innovation Committee

Nonetheless, while the population is low, Mongolia is set to receive a demographic bonus. The average age of the population is 25, and the three largest population bands are 5-10, 10-15 and 15-20 (see Figure 7).

Figure 7: Mongolia – Population tree



Source: National Development and Innovation Committee

Mongolia is a relatively homogenous country, both ethnically and religiously. Some 90% of the population is Buddhist (yellow-hat) and 5% Muslim. Moreover, thanks to the Soviet legacy, education and health are pretty good given the country’s scattered population. Literacy is more or less universal, and at 67, life expectancy is two years higher than that of Russia.

The very low population density creates its own issues. Inner Mongolia, a Chinese province roughly two-thirds the geographic size of Mongolia, has a population nearly 10x as big. Although Han Chinese make up 80% of the population of Inner Mongolia, there are still more Mongols living there than in Mongolia proper. The

three Chinese provinces bordering Mongolia have a combined population of 74mn. Beijing – founded by a Mongol, Kubilai Khan – is only 550 km away from the Mongolian border, and has a standalone GDP roughly 30x that of Mongolia.

Currently, GDP per head in Mongolia is roughly the same as that of China, and a little less than that of Inner Mongolia. This is likely to change very quickly, however, with Mongolian GDP per head accelerating rapidly ahead of its neighbour. Mongolia will inevitably become increasingly reliant not only on Chinese trade, but also on Chinese capital and labour.

Mongolia is fiercely independent, but it will be a major longer-term problem to retain the country's cultural, ethnic and social identity in the face of the dynamic between the wealth creation of mineral resources and demographic pressures.

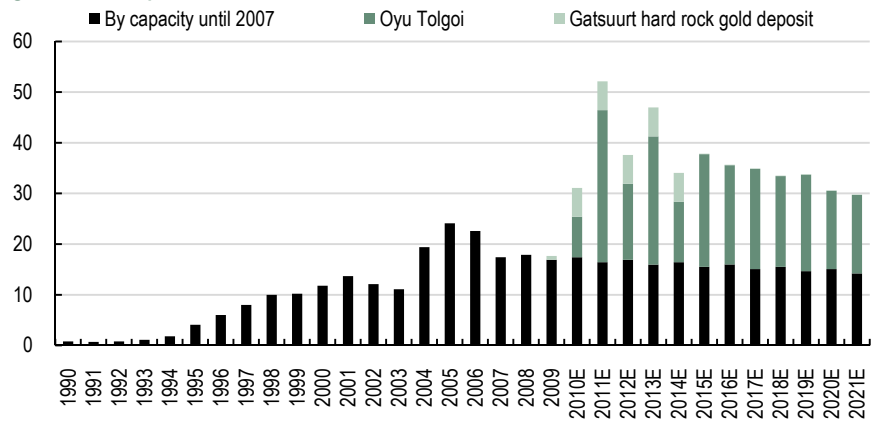
Economics

The capitalist revolution

In our view, the Mongolian economy is about to undergo a remarkable transformation. Despite a current GDP roughly on a par with that of Zimbabwe and half the size of The Bahamas, Mongolia has some of the most impressive natural resource assets globally. There is much debate about the exact scale of Mongolia's current reserves (see *Natural resources*, below), but they are clearly very large relative to both the size of the economy and the size of the population.

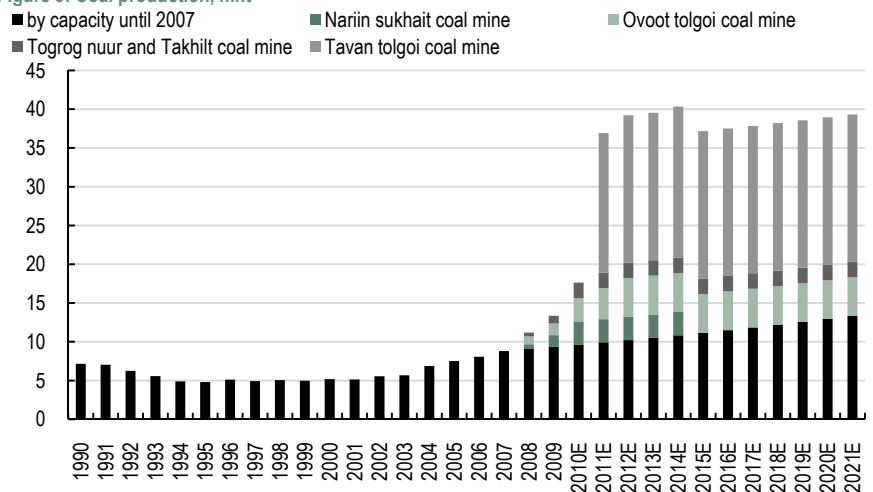
While the scale of reserves is questionable, it is clear that their retrieval will begin in earnest from 2010. In the next five years, the Mongolian government estimates that production of coal will double, gold output will treble and copper production will quadruple (see Figures 8, 9 and 10).

Figure 8: Gold output, tonnes



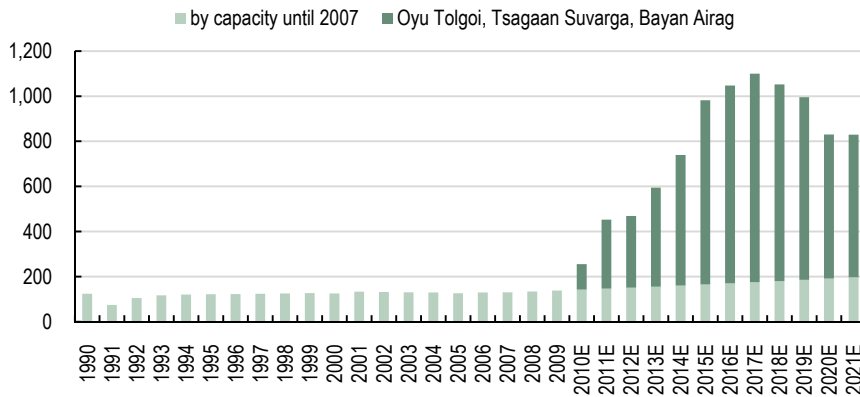
Source: National Development and Innovation Committee

Figure 9: Coal production, mnt



Source: National Development and Innovation Committee

Figure 10: Copper output, '000 tonnes



Source: National Development and Innovation Committee

Moreover, infrastructure is virtually non-existent. Ivanhoe and Rio Tinto expect their recently signed Oyu Tolgoi copper mine project to create around 80,000 new jobs across the country. As it stands, there is no urban centre near the mine.

Ulaanbaatar's expatriate population is expected to rise from 3,000 currently to as much as 50,000 within five years. Mongolia has only 1,500 km of surfaced roads – slightly less than half the length of those in this analyst's home county of East Sussex, in the UK, an area roughly one thousandth of the geographic size.

Management of this transformation will be key to the economic and financial stability of the country. The government seems cognisant of the scale of the task, and is putting in mechanisms to diversify the likely windfall from the mining projects. A sovereign wealth fund is being assembled rapidly, and public-private partnership (PPP) laws passed. Equally, consolidation of the banking sector is gradually improving the stability of the financial sector following the mini-crisis at the end of 2007 (see *Monetary and banking regime*, below).

Nonetheless, few countries have had to cope with the likely relative scale of the investment inflows and resulting export revenues facing Mongolia, and none has done so without very substantial economic and social dislocation. Mongolia's domestic banking sector is not bad, but it is entirely incapable of intermediating the likely fund flow. Similarly, while there is a capital market infrastructure in place, it is nowhere near the depth necessary to absorb or manage the scope of activity likely over the next few years. Turnover on the local stock market is \$20mn per year.

Growth outlook

It is quite possible, in our view, that Mongolia will take over from Angola and Azerbaijan as the fastest-growing economy in the world over the next decade. Investment in the Oyu Tolgoi copper and gold deposit, signed between Ivanhoe, Rio Tinto and the Mongolian government is expected to total \$4bn over the next nine years – equivalent, on a per-year basis, to 10% of Mongolia's current GDP. There are several other investment projects that could be of a similar magnitude.

Assuming only one or two of these break ground, foreign investment could be the equivalent of 15-25% of current GDP for the next five years. This excludes the public infrastructure projects needed to service these investments (schools, hospitals, housing) and the impact on consumption and government spending that will accompany them.

The IMF estimates that Mongolia will be the fourth-fastest growing economy in the world in real terms over the next five years (although we understand this estimate is currently under review). Our rough calculations suggest this is a significant underestimate of the country's growth potential, particularly in the early years. Even under relatively conservative estimates, we think Mongolia could become the fastest-growing economy in the world over the next five years (see Figure 11).

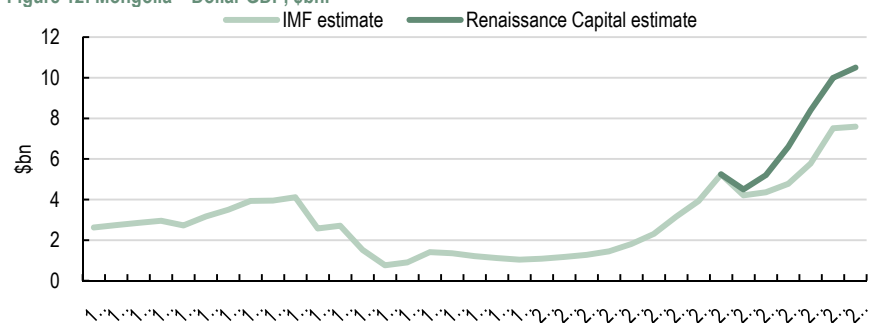
Figure 11: Mongolia – GDP estimates

	2010E	2011E	2012E	2013E	2014E	Total
Mongolia (Renaissance)	6.0	15.0	15.0	22.9	10.0	90.3
Liberia	6.3	9.2	12.8	13.4	12.9	67.7
Turkmenistan	15.3	8.9	8.6	8.1	8.0	59.1
China	9.0	9.7	9.8	9.8	9.5	58.0
Mongolia (IMF)	3.0	6.1	15.0	22.9	0.9	55.8
Ghana	5.0	22.5	7.1	5.3	5.1	52.4
Afghanistan, Rep. of.	8.6	7.9	7.9	8.2	8.9	49.0
Qatar	18.5	13.2	3.4	3.4	3.3	48.1
Timor-Leste	7.9	7.4	7.6	7.7	7.8	44.7
Ethiopia	7.0	8.0	7.5	7.5	7.7	43.7
India	6.4	7.3	7.6	8.0	8.1	43.4

Source: IMF, Government of Mongolia, Renaissance Capital estimates

In terms of dollar GDP, even the more conservative IMF growth estimates imply that the Mongolian economy will expand by 80% out to 2014. We think dollar GDP will more than double.

Figure 12: Mongolia – Dollar GDP, \$bn.



Source: IMF, Renaissance Capital estimates

Natural resource endowment

The simple answer to the question about the full extent of Mongolia's natural resources is that nobody yet knows. Across the vast country, only a small proportion has been surveyed. Nonetheless, there are clearly some remarkable assets. According to official estimates, Mongolia has the fourth-largest copper reserves globally and the ninth-largest coal reserves. There are also claims of some of the highest reserves of uranium and rare earth metals, as well as significant deposits of gold, lead and zinc (see Figures 13, 14 and 15).

Figure 13: Copper reserves by country

	Reserves, '000 tonnes
Chile	160,000
Mongolia *	36,000
United States	35,000
Peru	35,000
Poland	31,000
Indonesia	28,000
Mexico	27,000
China	26,000
Australia	24,000
Russia	20,000
Zambia	19,000
Kazakhstan	14,000
Canada	10,000

*This estimate is for the Oyu Tolgoi deposit alone. The estimates range from 24,000 tonnes (National Development and Innovation Committee) to 39,000 tonnes (Mineral Resource and Petroleum Authority of Mongolia).

Source: US Geological Survey

Figure 14: Coal reserves by country

	Estimated reserves, mnt)
US	238,308
Russia	157,010
China	114,500
Australia	76,200
India	58,600
Ukraine	33,873
Kazakhstan	31,300
South Africa	30,408
Poland	7,502
Brazil	7,059
Mongolia*	7,000
Colombia	6,814
Germany	6,708
Canada	6,578

*The estimate is for the Tavan Tolgoi field only. While the exact size of the deposit is not known, equally there are several other large deposits in Mongolia. The estimate is therefore likely to be to the low side for the country as a whole.

Source: BP, Mineral Resource and Petroleum Authority of Mongolia, Mineweb

Figure 15: Uranium reserves by country

	Uranium reserves, tonnes
Australia	1,243,000
Mongolia (inferred) *	1,000,000
Canada	817,000
Kazakhstan	546,000
South Africa	435,000
Brazil	423,000
Namibia	342,000
Uzbekistan	278,000
USA	275,000
Niger	274,000
Russia	200,000
Jordan	111,000
Ukraine	112,000
Mongolia (proven)	76,110
India	73,000
China	68,000

*The inferred number is a little unfair to compare with the proven reserves in the rest of the table. But exploration in Mongolia has been less than in any other country, so the proven reserves figure is likely to be an underestimate.

Source: Mineral Resource and Petroleum Authority of Mongolia

The main mining projects currently under discussion are listed in Figure 16. The two biggest of these are the Oyu Tolgoi copper mine and the Tavan Tologi coal deposit. We discuss these in more detail below.

Figure 16: Mongolia's known natural resource deposits

Name of deposit	Mineral type	Estimated reserves	License ownership	Mine type
Tavan Tolgoi	Coking coal	6.4bnt	State owned	Open pit
Oyu Tolgoi	Copper, gold	39mnt, 1,816 tonnes	Ivanhoe Mines	Open pit, underground
Shivee Ovoo	Thermal coal	5.6bnt	State owned	Open pit
Tugalgatai	Thermal coal	3bnt	Tethys mining	Open pit
Mushgia Khudag	Rare earth metals, iron ore	n.a., 24mnt	Mongol Gazar	Open pit
Baganuur	Thermal coal	513mnt	State owned	Open pit
Erdenet	Copper, gold	4.9mnt, n.a.	State owned	Open pit
Nariin Sukhait	Coking coal	211mnt	South Gobi sands	Open pit
Tumurtei	Iron ore	230mnt	State owned	Open pit
Dornod	Uranium	76,000 tonnes	Khan Resources	Underground

Source: Mineral Resource and Petroleum Authority of Mongolia, Golomt Bank

- The Oyu Tolgoi copper mine** is the largest untapped copper project in the world. With 36mnt of copper, and 720 tonnes of gold, it is roughly 60% of the size of the Escondida copper mine in Chile, the world's largest. The quality of its ore is good, with a grade of 1.16% against a global average of 0.7%.

According to estimates by the IMF, peak production at the mine will be 900,000 tpa of copper and 50 tpa of gold. These figures will not be reached until 2019, according to the fund, although production will begin to ramp up in 2012. At peak production, export revenues from the mine alone will be the equivalent of 55% of estimated GDP. Government revenue from Oyu Tolgoi alone will be the equivalent of 20% of GDP.

While the mine's geology is clearly highly favourable, its geography is unique. The mine is only 200 km from the Chinese border. Nonetheless, there is so far virtually no infrastructure in place. Initial estimates suggest it will need \$4bn of investment over the next nine years.

The mine is jointly owned by Ivanhoe (46%), Rio Tinto (20%) and the Mongolian state (34%). Agreement on the project was finally signed at the beginning of Oct 2009, and the next stage of development (after exploration) will begin early next year.

On its own, the project is expected to propel Mongolia from being the 18th-biggest producer of copper in the world, to the fourth (see Figure 17).

Figure 17: The world's largest copper producers

	Mine production of copper, tpa
Chile	5,557,000
Peru	1,190,281
United States	1,188,000
China	946,400
Mongolia 2019	900,000
Australia	871,000
Indonesia	796,889
Russia	690,000
Canada	589,115
Zambia	523,435
Poland	451,900
Kazakhstan	406,500
Mexico	337,527
Iran	249,100
Brazil	205,728
Argentina	180,200
Papua New Guinea	169,184
Democratic Republic of Congo	143,000
Mongolia 2007	130,200

Source: British Geological Survey, IMF. Data for 2007 unless stated

The geology of the mine is reasonably complex, and the delays to the signing of the deal with the government illustrate that there are political as well as geological risks to the speed of development. But development will begin from 2010, with immediate implications for economic growth and the money supply.

- **The Tavan Tolgoi coal deposit** is one of the world's largest untapped coking-coal deposits. It contains 7bnt of coal and is located 200 km from the Chinese border and 300 km from the Jinqian industrial centre.

The deposit currently produces 5.6mn tpa of coal. After investment, output is expected to rise to 30mn tpa, which, at current coal prices, would produce revenue of about \$2.5bn a year, or the equivalent of Mongolian GDP in 2004.

Currently, the mine is 100% government-owned, and the government is open to tenders to buy a 49% stake. Investors from Korea, the US, India, Japan, Russia and China are all bidding. The expected investment in exploration and development is somewhere between \$1.5bn and \$4.6bn, spread over the next three-to-five years.

Production at this coal mine alone could advance Mongolia from being the 29th largest coal producer in the world to the 19th. On a per-capita basis, it would become the world's largest producer of coal.

The biggest current mining operation is the JV between the Mongolian and Russian governments to exploit the Erdenet copper deposit. The Erdenet Mining Corporation (EMC) was established in 1978 and is 51% owned by the State Property Committee of the Mongolian government and 49% owned by the Russian government. It is currently responsible on its own for most of Mongolia's 130,000 tpa of production. While this is less than 20% of Oyu Tolgoi's maximum annual expected output, Erdenet is currently responsible for roughly 8% of Mongolian GDP and some 15% of consolidated government revenues¹.

On the deficit side of Mongolia's natural resource balance sheet is water. Many of Mongolia's best natural resources are found in the Gobi desert which covers 30% of the country. While the rest of the country is grassland, it is remarkably flat. This tends to mean that rainfall is low, and most of it is lost.

Most of the country's fresh water drains in from the Altai mountains, to the north. A changing climate, and the melting of the snow in the Altai range mean the supply of fresh water has already decreased by 25% according to some estimates. Further depletion is expected in the future.

Many of Mongolia's planned mining operations are water-intensive and located in the south of the country, away from the main sources of fresh water. It is clear, therefore, that Mongolia will have to, at a minimum, undertake some pretty intensive irrigation projects and will quite likely have to find an alternative source of water.

¹ Estimates on Erdenet's contribution to the budget and GDP are derived from data in Business Mongolia.com

Infrastructure

As indicated above, Mongolia has a very basic infrastructure. The road system peters out either side of Ulaanbaatar. There is only one main railway line, the Trans-Siberian Railway, completed in 1955. Connecting Ulaanbaatar with Moscow and Beijing, it remains the most important link to the outside world. Most of the coal currently exported is transported out of the country by truck along a purpose-built road into China, where it is burnt in Jinqian. Aside from roads and the Trans-Siberian Railway, Mongolia is virtually devoid of transportation infrastructure.

Despite the abundance of coal, Mongolia is not self-sufficient in energy. The North of the country depends on imports from the Russian electricity grid, while the South will likely have to import from China to fuel mineral extraction.

The government has extensive and large-scale plans to develop the country's infrastructure. Public investment is expected to grow somewhere between 8-22x, but it is fully recognised that the scale of the necessary investment can only be met by the private sector. Construction of office space and residential real estate is increasingly evident in Ulaanbaatar.

Equally, the government is planning to invite private money through a series of PPP deals. The necessary legislation for PPPs was written early in 2009 and is expected to be accepted by parliament by the end of the year. For those of us with experience of PPP arrangements in the CIS, this looks like lightning-fast bureaucracy.

Budget

During the Soviet collapse and the following decade's economic aftermath, Mongolia went through the fiscal wringer as the government struggled to deal with the social fallout from the loss of implicit and explicit subsidies from Moscow. By 2003, the NPV of public sector debt had reached 70% of GDP, according to the IMF.

Over the next decade, the government faces precisely the opposite issue. The tremendous expansion of new markets as a result of the paradigm-shifting Chinese and Asian demand for natural resources will pump a lot of funds into the hands of the Mongolian state. How it handles the windfall will, in our view, determine whether Mongolia makes a success of its natural resources.

The first signs are rather populist. The government plans to split windfall funds into three parts: One-third will be saved in a sovereign wealth fund, to be managed along the lines of those of Chile and Alaska. One-third will be invested in infrastructure, and the remaining third will simply be handed out in the form of direct government cash rebates to each Mongolian citizen.

The populist aspect has been tried before, and resulted in a wave of inflation in 2007-2008 (see below). The increase in metals prices in 2006-2008 resulted in a big increase in spending, with real expenditure growing nearly 50% in 2007. The increased expenditures proved predictably difficult to cut as mineral prices collapsed in 2008 and 2009. As a result, the budget deficit widened to 5-6% of GDP. The 20% of GDP hole in the budget ex-mineral revenues illustrates how fiscal spending has left the government vulnerable to the vagaries of the world's metals markets (see Figure 17).

The budget deficit pushed the government towards an IMF standby arrangement which was signed in Apr 2009. The government has successfully restored fiscal discipline, reining-in expenditure by 15% in 2009. However, given the potential scale of the next windfall, it remains unclear whether fiscal discipline can be maintained once reliance on the IMF recedes. If populism resumes, the inflationary impact could be considerable.

Nonetheless, barring a sharp and sustained drop in the prices of copper, coal, uranium and gold, the Mongolian government has little to fear on the fiscal side in coming years (see Figure 18). One can only wonder what drove two of the rating agencies to deliver a verdict of B on the Mongolian sovereign (see Figure 19), but presumably the world can expect a series of upgrades in coming years.

Figure 18: Mongolian consolidated budget, % of GDP

	2006	2007	2008	2009e	2010E
Total expenditures	40.5	53.6	55.7	45.6	44.2
Total Revenues	48.7	56.4	50.9	39.6	40.2
Nonmineral revenues	37.3	38.7	35.1	33.4	32.9
Overall balance	8.2	2.8	-4.8	-6.0	-4.0
Nonmineral balance	-3.2	-14.9	-20.6	-12.2	-11.3
Financing					
Foreign		1.0	0.6	0.8	2.1
Domestic		-3.8	4.2	1.6	0.6
Donor support		0.0	0.0	3.6	1.4
Real expenditure growth	25.8	48.5	15.4	-15.3	1.7

Source: IMF

Figure 19: Sovereign ratings

	Foreign currency debt	Local currency debt	Outlook
Moody's	B1	B1	Positive
S&P	BB-	BB-	Positive
Fitch	B	B	Negative

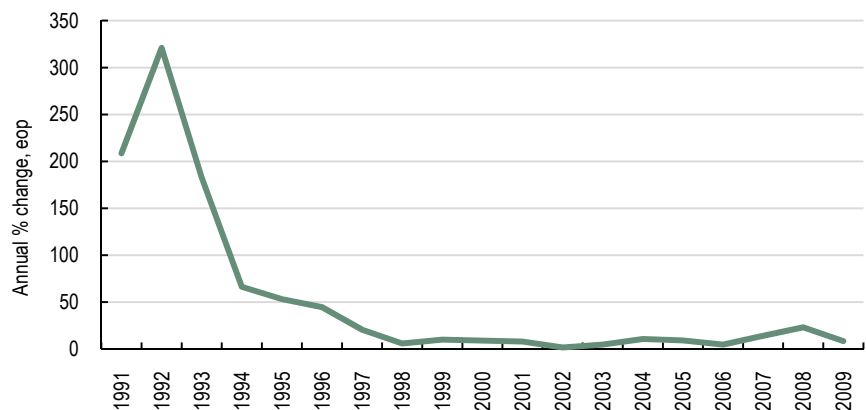
Source: Bloomberg

Monetary and banking regime

Over the past 20 years, Mongolia has experienced the full gamut of very high inflation, orthodox IMFology, stability, capital inflows, fiscal stimulus, inflation and a mild credit crunch. The bruising rollercoaster may have prepared the monetary authorities for the coming inflow, but this seems unlikely. The monetary and banking system is unprepared for the sort of capital inflow likely to be associated with the development of the resource assets. High reserve and money supply growth, inflation, an over appreciated exchange rate, and a real estate bonanza seem eminently likely to us.

In common with most of the Central Asia region, Mongolia underwent a period of very high inflation in the 1990s, as the country monetised its deficit after the break-up of the Soviet Union. A combination of better fiscal management and dirty targeting of the exchange rate pulled the inflation rate down to single digits between 2001 and 2007 (see Figure 20).

Figure 20: Mongolia – Annual inflation



Source: IMF

In 2006 and 2007, a more confident government lowered taxes, passed a controversial windfall tax on metals producers (later withdrawn), and increased public sector salaries and transfers. The result, predictably enough, was a boost in money supply, credit and inflation. Banking loans to the private sector grew by nearly 90% in 2007, and inflation soared to 27% in 2008.

The rapid expansion of credit

A combination of the global credit crunch, a slump in metals prices and a tightening of monetary policy throughout 2008 brought inflation back under control, and prices in 2009 look set to remain in single digits.

Nonetheless, we think the brief period of commodity euphoria in 2007 likely provides a blueprint for what awaits the Mongolian monetary authorities in coming years. Metals prices seem more likely to rise than fall, but even if they remain roughly where they are, the expected capital inflow and eventual current account surplus are likely to result in a rapid increase in reserves and money supply.

The Mongolia National Bank expects international reserves to increase from \$600mn in 2009 to \$6.4bn in 2015. This seems conservative to us, given the likely investment requirements, but even this increase would imply that the unsterilised monetary base could rise by a factor of 5 out to 2015.

The stock market

Mongolia's fledgling equity market has a market capitalisation of just under \$500mn. Turnover on a good day is roughly \$100k. Nonetheless it does exist, and there is a bourse on which stocks trade. There are 360 listed companies in Mongolia, with most of the larger ones based around metals and mining. The five largest are listed in Figure 21.

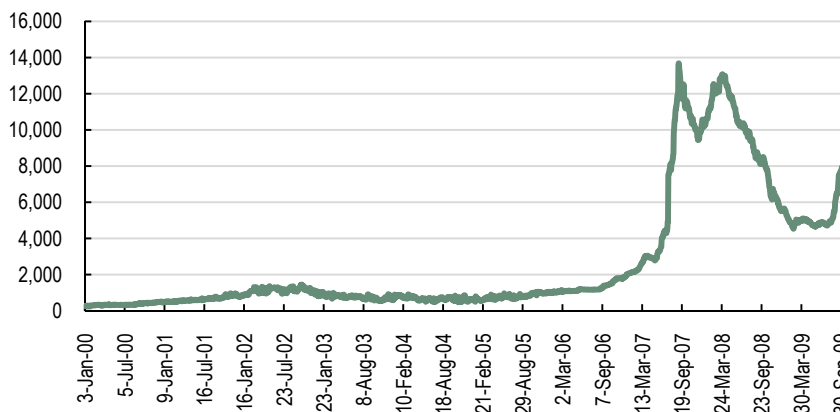
Figure 21: Top-five listed companies

Name of joint-stock company	Sector	MktCap, \$mn
Mongolian Tsahilgaan Holboo	Communications	71
Baganuur	Mining	58
Tavan Tolgoi	Mining	41
Shivee Ovoo	Mining	40
APU	Industry	34

Source: Monet IB

Performance has been predictably volatile. The market went up by a factor of 5 in late 2007, collapsed by two-thirds in 2008, and has just started to recover more recently (see Figure 22). Clearly if the macro situation described above comes through, liquidity alone will be enough to drive a major re-rating.

Figure 22: Performance of Mongolian top-20 index



Source: Monet IB

In the medium term, Mongolia wants to develop its financial sector to help absorb some of the expected ballooning in national savings. There seems to be a broad recognition that a reasonably deep debt and equity market is a prerequisite to help manage the future financial inflows. While Mongolia is unlikely ever to develop a broad enough market to entirely cushion fluctuations in commodity prices, a developed domestic capital market will provide the Mongolian central bank with some means of sterilising increased liquidity.

The next wave of resource privatisation is likely to begin in 2010 and the government is keen to engage the institutional investor community to manage the necessary investment. In one of his first speeches, newly appointed Prime Minister Batbold focused on the need to develop an equity market in order to maximise the potential of its resource assets. The government is keen to encourage domestic listing, and seems inclined to legislate a minimum listing requirement in

Ulaanbaatar. If the expected savings flows materialise, there is likely to be a rapid growth in funds available for a domestic equity market. Figure 23 lists the next wave of companies to be privatised.

Figure 23: List of companies to be privatized in 2009-2012

Companies	Industry	Privatization method	Share percentage to be privatized
Baganuur JSC	Coal mine	IPO	26%
Shivee Ovoo JSC	Coal mine	IPO	41%
Powerplant 2		Tender	Concession agreement
Powerplant 3		Tender	Concession agreement
UB and provincial Electricity Distribution companies	electricity distribution channels	Reorganization, reduce state ownership	
Erdenet	Copper	IPO	to be agreed with Russian party
MongolRosTsvetMet	Metals	IPO	to be agreed with Russian party
Ulaanbaatar Railway	Railway	Spin off companies based on the type of activities	
Mongolian Airline	Airline	International Tender	less than 51%
Mongolian TeleCom	Telecom	Offer to Korea Telecom, international tender	
Mongol Post	Postal business	IPO	49%
Mongolian Stock Exchange	Stock exchange	IPO	66%
Darhan Metallurgical Plant	Metals	Tender	
Hutul Cement cylicat	Construction materials		
Erdene Zam	Road company	Tender	to be agreed with Japanese party
Auto Impex			
Asgat JSC	Mining	IPO	51%
Agrotechnical Corporation		closed Tender	
Erchim Corporation		closed Tender	
Colleges and vocational schools		management buy-out	

Source: Monet Investment Bank, State Property Committee

Besides the potential development of the domestic capital markets, there arises the interesting question of which international exchange Mongolian companies will choose to list on. There are several traded companies with an interest in Mongolia, all of which are traded in Toronto, London or New York². Hong Kong, however, seems a more geographically appropriate exchange. The decision on an exchange will indicate in which direction Mongolia will be looking for investment – East or West. The debate itself is an interesting reflection of how this part of the world sees the shift in the centre of gravity in global finance in the aftermath of the developed world financial crisis.

² Ivanhoe (IVN.CN), the JV partner in Oyu Tolgoi, is currently the only company of size to offer exposure to Mongolia. It is listed in Canada and the US. PetroMatad (MATD), the oil exploration company listed on AIM is the only other company we have identified that has all its major operations in Mongolia. Both are interesting assets. For further details, please contact Renaissance Capital.

Conclusion

Over the next decade, Mongolia is likely to prove a case study on the impact of a natural resources windfall on a small economy. Its proven reserves and proximity to China have long made the country an obvious target for investment. The agreement reached over revenue-sharing between the government and the private sector leading up to the signing of the Oyu Tolgoi JV is the precedent that means the transformation of the economy has likely begun.

It is tempting to be sceptical. Most of Mongolia's Central Asian neighbours have tended towards brittle autocracy. From Angola to Venezuela, undiversified economies with large natural resource windfalls do not have a particularly successful track record.

Mongolia seems different to us, however. There is no monopoly on power. While it may not quite be Switzerland, the government seems genuinely competitive, and society refreshingly graft-light. Legislation is in place to give both foreign companies and the country a reasonably fair share in the natural resource bounty. Domestic political fallout should therefore be minimal and the legal system should be robust enough to protect the interests of both foreign investors and domestic interest groups

There are clear risks. The short-term danger, in our view, is the impact on the economy of the natural resource windfall. Mongolia's banking system and budget face being overwhelmed by the potential financial inflow. A \$4bn economy hit by a several-billion-dollar investment will necessarily face a period of economic dislocation. Democratic governments face their own set of weaknesses, and the Mongolian coalition governments have a track record of fiscal populism. We think there is a danger of a sharp and potentially destabilising appreciation of the togruk, higher inflation and unsustainable asset-price appreciation.

We think the longer-term risk is political. Mongolia is a small, wealthy country surrounded by large, ambitious neighbours. Management of the interests of China and Russia through the judicious involvement of outside interests – including, potentially, those of minority investors – will be a delicate balancing act for Mongolia to avoid being overwhelmed.

But despite the risks, the opportunity seems very large to us. The potential for investment in natural resources is obvious and the potential in the auxiliary industries of everything from finance to real estate is equally clear. What, perhaps, makes Mongolia stand out even further, though, is the institutional framework in which these opportunities exist. Mongolia self-defines as a Central Asian republic, but in many ways it feels more like a South East Asian economy. With a little bit of luck, and some already impressive judgement, we think Mongolia may be able to position itself as the next Asian tiger, or, as they prefer, Mongolian wolf, rather than the latest Central Asian resource supplier.

Disclosures appendix

Analysts certification

This research report has been prepared by the research analyst(s), whose name(s) appear(s) on the front page of this document, to provide background information about the issuer or issuers (collectively, the "Issuer") and the securities and markets that are the subject matter of this report. Each research analyst hereby certifies that with respect to the Issuer and such securities and markets, this document has been produced independently of the Issuer and all the views expressed in this document accurately reflect his or her personal views about the Issuer and any and all of such securities and markets. Each research analyst and/or persons connected with any research analyst may have interacted with sales and trading personnel, or similar, for the purpose of gathering, synthesizing and interpreting market information. If the date of this report is not current, the views and contents may not reflect the research analysts' current thinking.

Each research analyst also certifies that no part of his or her compensation was, or will be, directly or indirectly related to the specific ratings, forecasts, estimates, opinions or views in this research report. Research analysts' compensation is determined based upon activities and services intended to benefit the investor clients of Renaissance Securities (Cyprus) Limited and any of its affiliates ("Renaissance Capital"). Like all of Renaissance Capital's employees, research analysts receive compensation that is impacted by overall Renaissance Capital profitability, which includes revenues from other business units within Renaissance Capital.

Important issuer disclosures

Important issuer disclosures outline currently known conflicts of interest that may unknowingly bias or affect the objectivity of the analyst(s) with respect to an issuer that is the subject matter of this report. Disclosure(s) apply to Renaissance Securities (Cyprus) Limited or any of its direct or indirect subsidiaries or affiliates (which are individually or collectively referred to as "Renaissance Capital") with respect to any issuer or the issuer's securities.

A complete set of disclosure statements associated with the issuers discussed in the Report is available using the 'Stock Finder' or 'Bond Finder' for individual issuers on the Renaissance Capital Research Portal at: <http://research.rencap.com/eng/default.asp>

Investment ratings

Investment ratings may be determined by the following standard ranges: **Buy** (expected total return of 15% or more); **Hold** (expected total return of 0-15%); and **Sell** (expected negative total return). Standard ranges do not always apply to emerging markets securities and ratings may be assigned on the basis of the research analyst's knowledge of the securities.

Investment ratings are a function of the research analyst's expectation of total return on equity (forecast price appreciation and dividend yield within the next 12 months, unless stated otherwise in the report). Investment ratings are determined at the time of initiation of coverage of an issuer of equity securities or a change in target price of any of the issuer's equity securities. At other times, the expected total returns may fall outside of the range used at the time of setting a rating because of price movement and/or volatility. Such interim deviations will be permitted but will be subject to review by Renaissance Capital's Research Management.

Where the relevant issuer has a significant material event with further information pending or to be announced, it may be necessary to temporarily place the investment rating **Under Review**. This does not revise the previously published rating, but indicates that the analyst is actively reviewing the investment rating or waiting for sufficient information to re-evaluate the analyst's expectation of total return on equity.

If data upon which the rating is based is no longer valid, but updated data is not anticipated to be available in the near future, the investment rating may be **Suspended** until further notice. The analyst may also choose to temporarily suspend maintenance of the investment rating when unable to provide an independent expectation of total return due to circumstances beyond the analyst's control such as an actual, apparent or potential conflict of interest or best business practice obligations. The analyst may not be at liberty to explain the reason for the suspension other than to Renaissance Capital's Research Management and Compliance Officers. Previously published investment ratings should not be relied upon as they may no longer reflect the analysts' current expectations of total return.

If issuing of research is restricted due to legal, regulatory or contractual obligations publishing investment ratings will be **Restricted**. Previously published investment ratings should not be relied upon as they may no longer reflect the analysts' current expectations of total return. While restricted, the analyst may not always be able to keep you informed of events or provide background information relating to the issuer.

If for any reason Renaissance Capital no longer wishes to provide continuous coverage of an issuer, investment ratings for the issuer will be **Terminated**. A notice will be published whenever formal coverage of an issuer is discontinued.

Where Renaissance Capital has not expressed a commitment to provide continuous coverage and/or an expectation of total return, to keep you informed, analysts may prepare reports covering significant events or background information without an investment rating (**Unrated**).

Your decision to buy or sell a security should be based upon your personal investment objectives and should be made only after evaluating the security's expected performance and risk.

Renaissance Capital equity research distribution ratings

Investment Rating Distribution Renaissance Capital Research			Investment Banking Relationships* Renaissance Capital Research		
Buy	129	37%	Buy	10	83%
Hold	50	14%	Hold	1	8%
Sell	14	4%	Sell	0	0%
UR	24	7%	UR	0	0%
not rated	136	39%	not rated	1	8%
	353			12	

*Companies from which RenCap has received compensation within the past 12 months.

NR – Not Rated

UR – Under Review

© 2009 Renaissance Securities (Cyprus) Limited, an indirect subsidiary of Renaissance Capital Holdings Limited ("Renaissance Capital"), which together with other subsidiaries operates outside of the USA under the brand name of Renaissance Capital, for contact details see Bloomberg page RENA, or contact the relevant office. All rights reserved. This document and/or information has been prepared by and, except as otherwise specified herein, is communicated by Renaissance Securities (Cyprus) Limited, regulated by the Cyprus Securities and Exchange Commission (License No: KEPEY 053/04). The RenCap-NES Leading GDP Indicator is a model that seeks to forecast GDP growth and was developed by and is the exclusive property of Renaissance Capital and the New Economic School (e-mail: nes@nes.ru).

This document is for information purposes only. The information presented herein does not comprise a prospectus of securities for the purposes of EU Directive 2003/71/EC or Federal Law No. 39-FZ of 22 April 1994 (as amended) of the Russian Federation "On the Securities Market". Any decision to purchase securities in any proposed offering should be made solely on the basis of the information to be contained in the final prospectus published in relation to such offering. This document does not form a fiduciary relationship or constitute advice and is not and should not be construed as an offer, or a solicitation of an offer, or an invitation or inducement to engage in investment activity, and cannot be relied upon as a representation that any particular transaction necessarily could have been or can be effected at the stated price. This document is not an advertisement of securities. Opinions expressed herein may differ or be contrary to opinions expressed by other business areas or groups of Renaissance Capital as a result of using different assumptions and criteria. All such information and opinions are subject to change without notice, and neither Renaissance Capital nor any of its subsidiaries or affiliates is under any obligation to update or keep current the information contained herein or in any other medium.

Descriptions of any company or companies or their securities or the markets or developments mentioned herein are not intended to be complete. This document and/or information should not be regarded by recipients as a substitute for the exercise of their own judgment as the information has no regard to the specific investment objectives, financial situation or particular needs of any specific recipient. The application of taxation laws depends on an investor's individual circumstances and, accordingly, each investor should seek independent professional advice on taxation implications before making any investment decision. The information and opinions herein have been compiled or arrived at based on information obtained from sources believed to be reliable and in good faith. Such information has not been independently verified, is provided on an 'as is' basis and no representation or warranty, either expressed or implied, is provided in relation to the accuracy, completeness, reliability, merchantability or fitness for a particular purpose of such information and opinions, except with respect to information concerning Renaissance Capital, its subsidiaries and affiliates. All statements of opinion and all projections, forecasts, or statements relating to expectations regarding future events or the possible future performance of investments represent Renaissance Capital's own assessment and interpretation of information available to them currently.

The securities described herein may not be eligible for sale in all jurisdictions or to certain categories of investors. Options, derivative products and futures are not suitable for all investors and trading in these instruments is considered risky. Past performance is not necessarily indicative of future results. The value of investments may fall as well as rise and the investor may not get back the amount initially invested. Some investments may not be readily realisable since the market in the securities is illiquid or there is no secondary market for the investor's interest and therefore valuing the investment and identifying the risk to which the investor is exposed may be difficult to quantify. Investments in illiquid securities involve a high degree of risk and are suitable only for sophisticated investors who can tolerate such risk and do not require an investment easily and quickly converted into cash. Foreign-currency-denominated securities are subject to fluctuations in exchange rates that could have an adverse effect on the value or the price of, or income derived from, the investment. Other risk factors affecting the price, value or income of an investment include but are not necessarily limited to political risks, economic risks, credit risks, and market risks. Investing in emerging markets such as Russia, other CIS, African or Asian countries and emerging markets securities involves a high degree of risk and investors should perform their own due diligence before investing.

Excluding significant beneficial ownership of securities where Renaissance Capital has expressed a commitment to provide continuous coverage in relation to an issuer or an issuer's securities, Renaissance Capital and its affiliates, their directors, representatives, employees (excluding the US broker-dealer unless specifically disclosed), or clients may have or have had interests in the securities of issuers described in the Investment Research or long or short positions in any of the securities mentioned in the Investment Research or other related financial instruments at any time and may make a purchase and/or sale, or offer to make a purchase and/or sale, of any such securities or other financial instruments from time to time in the open market or otherwise, in each case as principals or as agents. Where Renaissance Capital has not expressed a commitment to provide continuous coverage in relation to an issuer or an issuer's securities, Renaissance Capital and its affiliates (excluding the US broker-dealer unless specifically disclosed) may act or have acted as market maker in the securities or other financial instruments described in the Investment Research, or in securities underlying or related to such securities.

Employees of Renaissance Capital or its affiliates may serve or have served as officers or directors of the relevant companies. Renaissance Capital and its affiliates may have or have had a relationship with or provide or have provided investment banking, capital markets, advisory, investment management, and/or other financial services to the relevant companies, and have established and maintain information barriers, such as 'Chinese Walls', to control the flow of information contained in one or more areas within the Renaissance Group of companies to which Renaissance Capital belongs, into other areas, units, groups or affiliates of the Renaissance Group.

The information herein is not intended for distribution to the public and may not be reproduced, redistributed or published, in whole or in part, for any purpose without the written permission of Renaissance Capital, and neither Renaissance Capital nor any of its affiliates accepts any liability whatsoever for the actions of third parties in this respect. This information may not be used to create any financial instruments or products or any indices. Neither Renaissance Capital and its affiliates, nor their directors, representatives, or employees accept any liability for any direct or consequential loss or damage arising out of the use of all or any part of the information herein.

Bermuda: Neither the Bermuda Monetary Authority nor the Registrar of Companies of Bermuda has approved the contents of this document and any statement to the contrary, express or otherwise, would constitute a material misstatement and an offence.

EEA States: Distributed by Renaissance Securities (Cyprus) Limited, regulated by Cyprus Securities and Exchange Commission, or Renaissance Capital Limited, member of the London Stock Exchange and regulated in the UK by the Financial Services Authority ("FSA") in relation to designated investment business (as detailed in the FSA rules). **Cyprus:** Except as otherwise specified herein the information herein is not intended for, and should not be relied upon by, retail clients of Renaissance Securities (Cyprus) Limited. The Cyprus Securities and Exchange Commission Investor Compensation Fund is available where Renaissance Securities (Cyprus) Limited is unable to meet its liabilities to its retail clients, as specified in the Customer Documents Pack. **United Kingdom:** Approved and distributed by Renaissance Capital Limited only to persons who are eligible counterparties or professional clients (as detailed in the FSA Rules). The information herein does not apply to, and should not be relied upon by, retail clients; neither the FSA's protection rules nor compensation scheme may be applied.

Kazakhstan: Distributed by Renaissance Capital Investments Kazakhstan JSC, regulated by the Agency for the Regulation and Supervision of the Financial Market and Financial Organizations.

Kenya: Distributed by Renaissance Capital (Kenya) Limited, regulated by the Capital Markets Authority.

Nigeria: Distributed by RenCap Securities (Nigeria) Limited, member of The Nigerian Stock Exchange, or Renaissance Securities (Nigeria) Limited, entities regulated by the Securities and Exchange Commission.

Russia: Distributed by CJSC Renaissance Capital, LLC Renaissance Broker, or Renaissance Online Limited, entities regulated by the Federal Financial Markets Service.

Ukraine: Distributed by Renaissance Capital LLC, authorized to perform professional activities on the Ukrainian stock market.

United States: Distributed in the United States by RenCap Securities, Inc., member of FINRA and SIPC, or by a non-US subsidiary or affiliate of Renaissance Capital Holdings Limited that is not registered as a US broker-dealer (a "non-US affiliate"), to major US institutional investors only. RenCap Securities, Inc. accepts responsibility for the content of a research report prepared by another non-US affiliate when distributed to US persons by RenCap Securities, Inc. Although it has accepted responsibility for the content of this research report when distributed to US investors, RenCap Securities, Inc. did not contribute to the preparation of this report and the analysts authoring this are not employed by, and are not associated persons of, RenCap Securities, Inc. Among other things, this means that the entity issuing this report and the analysts authoring this report are not subject to all the disclosures and other US regulatory requirements to which RenCap Securities, Inc. and its employees and associated persons are subject. Any US person receiving this report who wishes to effect transactions in any securities referred to herein should contact RenCap Securities, Inc., not its non-US affiliate. RenCap Securities, Inc. is a subsidiary of Renaissance Capital Holdings Limited and forms a part of a group of companies operating outside of the United States as "Renaissance Capital". Contact: RenCap Securities, Inc., 780 Third Avenue, 20th Floor, New York, New York 10017, Telephone: +1 (212) 824-1099.

Other distribution: The distribution of this document in other jurisdictions may be restricted by law and persons into whose possession this document comes should inform themselves about, and observe, any such restriction.

Additional information (including information about the RenCap-NES Leading GDP Indicator) and supporting documentation is available upon request.

Renaissance Capital

Renaissance Securities (Cyprus) Ltd.

Alpha Business Centre, 8th Floor
27 Pindarou Street
1060 Nicosia
Republic of Cyprus
T +357 (22) 505 800
F + 357(22) 676 755

Renaissance Capital

Moscow City
Naberezhnaya Tower, Block C
10, Presnenskaya Nab.
Moscow 123317 Russia
T + 7 (495) 258 7777
F + 7 (495) 258 7778
www.rencap.com

Renaissance Capital Ltd.

One Angel Court
Cophthall Avenue
London EC2R 7HJ
United Kingdom
T + 44 (20) 7367 7777
F + 44 (20) 7367 7778

Renaissance Capital Kazakhstan

Esentai Tower
7777 Al-Farabi Avenue
Almaty 050060 Kazakhstan
T + 7 (727) 244 1544
F + 7 (727) 244 1545

Renaissance Securities (Nigeria) Ltd

5th Floor, Professional Centre
Plot 1B, Bank PHB Crescent
Victoria Island, Lagos
Nigeria
T +234 (1) 448 5300
F +234 (1) 448 5353

Renaissance Capital

6th Floor, Purshottam Place
Westlands Road
P.O. Box 40560-00100
Nairobi, Kenya
T +254 (20) 368 2000
F +254 (20) 368 2339

Renaissance Capital Ukraine

Parus Business Center,
2 Mechnykova Street, 14th Floor
Kyiv 01601, Ukraine
T +38 (044) 492-7383
F +38 (044) 492-7393

Renaissance Capital Research

Head of Research
Roland Nash
+ 7 (495) 258 7916
RNash@rencap.com

Head of Equity Research
Alexander Burgansky
+ 7 (495) 258 7904
ABurgansky@rencap.com

Head of Macro/Fixed Income Research
Alexei Moisseev
+ 7 (495) 258 7946
AMoisseev@rencap.com

Head of Russia Research
Natasha Zagvozdina
+ 7 (495) 258 7753
NZagvozdina@rencap.com

Head of Central Asia Research
Milena Ivanova-Venturini
+ 7 (727) 244 1544
MlvanovaVenturini@rencap.com

Banking

+ 7 (495) 258 7748
David Nangle
DNangle@rencap.com
Milena Ivanova-Venturini
Armen Gasparyan

Metals & Mining

+ 44 (20) 7367 7781
Rob Edwards
REdwards@rencap.com
Boris Krasnojenov

Macro & Fixed Income Research

+ 7 (495) 258 7946
Alexei Moisseev
AMoisseev@rencap.com
Nikolai Podguzov
Petr Grishin
Maxim Raskosnov
Andrey Markov
Anastasiya Golovach (Ukraine)
Anton Nikitin

Africa Macro & Strategy

+234 1 448 5300
Samir Gadio
SGadio@rencap.com

Chemicals/Engineering/Building materials

+ 7 (495) 783 5653
Marina Alexeenkova
MAlexeenkova@rencap.com

Oil & Gas

+ 7 (495) 258 7904
Alexander Burgansky
ABurgansky@rencap.com
Irina Elinevskaya
Ildar Davletshin
Tatyana Kalachova (Central Asia)

Africa Financials

+234 1 448 5300
Kato Mukuru
KMukuru@rencap.com

Consumer/Retail/Agriculture

+ 7 (495) 258 7753
Natasha Zagvozdina
NZagvozdina@rencap.com
Ulyana Tipsina

Media/Technology/Real Estate

+ 7 (495) 258 4350
David Ferguson
DFerguson@rencap.com

East Africa

+263 (11) 634-463
Dzika Danha
DDanha@rencap.com
Eric Musau

Central Asia

+ 7 (727) 244 1544
Milena Ivanova-Venturini
Tatyana Kalachova

Telecoms/Transportation

+ 7 (495) 258 7902
Alexander Kazbegi
AKazbegi@rencap.com
Ivan Kim

Southern Africa

+263 (11) 634-463
Dzika Danha
DDanha@rencap.com
Anthea Alexander

Equity Strategy

+ 7 (495) 258 7916
Roland Nash
RNash@rencap.com
Tom Mundy
Ovanes Oganisian

Utilities

+ 44 (20) 7367 7793
Derek Weaving
DWeaving@rencap.com
Vladimir Sklyar

West Africa

+ 234 1 271 91 33
Esili Eigbe
EEigbe@rencap.com

Ukraine

+38 (044) 492-7383
Anastasiya Golovach